


ecobebel | KOSTAL



PIKO 1.5 - 4.6 MP plus
inverter monofase ibrido



PIKO MP plus: the new standard for single-phase inverters, flexible, communicative and with accessories also usable as battery inverter

Flexible in use

One or two MPP trackers

1 MPP tracker can be used as bidirectional input, optionally for PV generator or high-voltage battery¹⁾

Battery option possible with KOSTAL Smart Energy Manager

Battery functionality for devices with an MPP tracker as AC-coupled battery connection - also ideal for retrofitting

Battery functionality for devices with two MPP trackers for DC-coupled battery connection - ideal for new plants¹⁾

Extended MPP range - perfect for repowering

Smart connected

Display, data logger, system monitoring, network and control interfaces integrated as standard

Free monitoring of the PV system via KOSTAL Solar Portal, KOSTAL Solar App and internal web server

Smart performance

Integration of energy meters possible

High efficiency

Efficient DC coupling of high-voltage batteries¹⁾

Dynamic active power control and 24h measurement

Zero feed-in possible

Easy to install

1-phase supply

Connection without opening the device

Integrated DC disconnect

Simple menu-guided operation and installation

Optimum protection against dust and water for outdoor use (protection class IP65)



PIKO MP plus: compact and rapidly deployable



¹⁾ PIKO MP plus with 2 MPP trackers - Equipped with a bidirectional DC input - Accessories: KOSTAL Smart Energy Manager required (available from Q1/2019)
Product registration, warranty extension or purchase of accessories: shop.kostal-solar-electric.com

Technical data PIKO MP plus

Power class		1.5-1	2.0-1	2.5-1	3.0-1	3.0-2	3.6-1	3.6-2	4.6-2	
Input side (DC)	Max. PV power ($\cos \varphi = 1$)	kWp	2.3	3.0	3.75	4.5		5.4		6.9
	Nominal DC power	kW	1.54	2.05	2.56	3.07		3.77		4.74
	Rated input voltage ($U_{DC,r}$)	V	350							
	Start-up input voltage ($U_{DC,start}$)	V	100							
	Input voltage range ($U_{DC,min} - U_{DC,max}$)	V	75-450	75-450	75-450	75-750		75-750		75-750
	MPP range at rated output in single-tracker operation ($U_{MPPmin} - U_{MPPmax}$)	V	120-360	160-360	200-360	230-600		280-600		360-600
	MPP range at rated output in two-tracker operation ($U_{MPPmin} - U_{MPPmax}$)	V	-	-	-	-	115-600	-	140-600	180-600
	MPP working voltage range ($U_{MPPworkmin} - U_{MPPworkmax}$)	V	75-360	75-360	75-360	75-600		75-600		75-600
	Max. working voltage ($U_{DCworkmax}$)	V	450	450	450	750		750		750
	Max. input current (I_{DCmax}) per DC input	A	13							
	Max. PV short-circuit current ($I_{SC,PV}$) per DC input	A	17							
	Number of DC inputs		1	1	1	1	2	1	2	2
	Number of bidirectional DC inputs		1	1	1	1	2	1	2	2
Number of independent MPP trackers		1	1	1	1	2	1	2	2	
Output side (AC)	Rated power, $\cos \varphi = 1$ ($P_{AC,r}$)	kW	1.5	2.0	2.5	3.0		3.7		4.6
	Max. apparent output power, $\cos \varphi_{adj}$	kVA	1.5	2.0	2.5	3.0		3.7		4.6
	Min. output voltage (U_{ACmin})	V	185							
	Max. output voltage (U_{ACmax})	V	276							
	Rated output current ($I_{AC,r}$)	A	6,6	8,7	10,9	13,1		16		20
	Max. output current (I_{ACmax})	A	12	12	12	16		16		20
	Short-circuit current (peak/RMS)	A	21/12	21/12	21/12	27/16		27/16		20
	Grid connection		1N~, 230V, 50 Hz							
	Rated frequency (f_r)	Hz	50 - 60							
	Min/max grid frequency (f_{min}/f_{max})	Hz	45...65							
	Setting range of the power factor ($\cos \varphi_{AC,r}$)		0.2 ... 1... 0.2							
	Power factor for rated power ($\cos \varphi_{AC,r}$)		1							
	Max. THD	%	<3							
Standby/standby incl. 24h home-consumption measurement	W	<3.0/<10.0								
η	Max. efficiency	%	97.4	97.4	97.4	97.0		97.0		97.4
	European efficiency	%	96.1	96.5	96.6	96.3		96.3		96.9
	MPP adjustment efficiency	%	>99.8							

		1.5-1	2.0-1	2.5-1	3.0-1	3.0-2	3.6-1	3.6-2	4.6-2	
System data	Power class									
	Topology: Without galvanic isolation – transformerless				✓					
	Protection class according to IEC 60529				IP 65					
	Protective class according to IEC 62103				II (RCD type A)					
	Overvoltage category according to IEC 60664-1, input side (PV generator)				II					
	Overvoltage category according to IEC 60664-1, output side (grid connection)				III					
	Degree of contamination				4					
	Environmental category (outdoor installation)				✓					
	Environmental category (indoor installation)				✓					
	UV resistance				✓					
	AC cable diameter (min-max)	mm				10...14				
	AC cable cross-section (min-max)	mm ²				1,5...4				
	DC cable cross-section (min-max)	mm ²				2,5...6				
	Max. fuse protection on output side		B16/C16			B20/C20				
	Internal operator protection according to EN 62109-2		RCMU							
	Independent disconnection device according to VDE 0126-1-1					✓				
	Height/width/depth	mm (in)	657/399/227 (25,87/15,71/8,94)							
	Weight	kg (lb)	12.7	12.7	12.7	13.9	14.1	13.9	14.1	14.1
	Cooling principle – regulated fans					✓				
	Max. air throughput	m ³ /h				-				
	Max. noise emission	dBA				31				
	Ambient temperature	°C (°F)				-25...60 (-13...140)				
	Max. installation altitude above sea level	m (ft)				2000 (6562)				
Relative humidity (non-condensating)	%				0...100					
Connection technology, DC side					SUNCLIX plug					
Connection technology, AC side					Wieland RST25i3					
Interfaces	Ethernet LAN (RJ45)				1					
	Connection of energy meter for collecting energy data (Modbus RTU) (RJ45)				1					
	RS485 (RJ45)				1					
	Potential-free contact for self-consumption control				-					
	Webserver (user interface)				✓					
	Warranty ¹⁾	Years				5 (2)				
Optional warranty extension for (years)					5/10/15					
Directives/Certification ²⁾		IEC/EN 62109-1, IEC/EN 62109-2, IEC/EN 60730, IEC 62116, VDE-AR-N 4105, DIN VDE 0126 1-1, G59/3-2, G83/2, UTE C 15-712-1, CEI 0-21, TOR D4, RD1699, RD 413, UNE 206007-1, IEC 61727, EN 50438*								

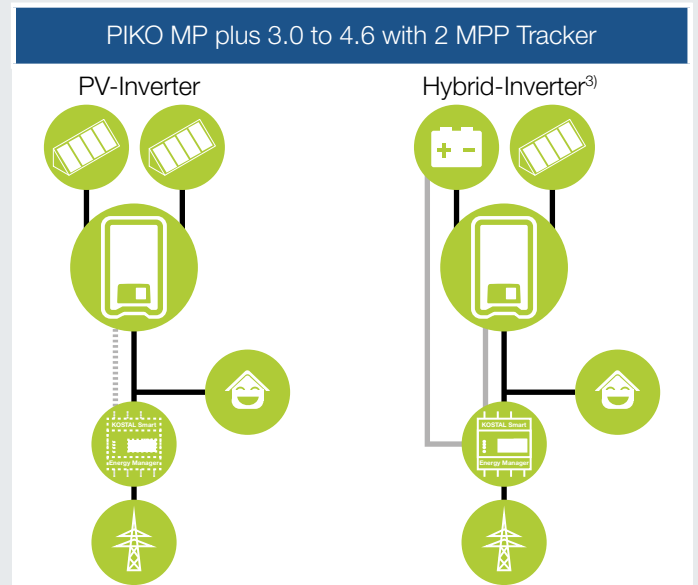
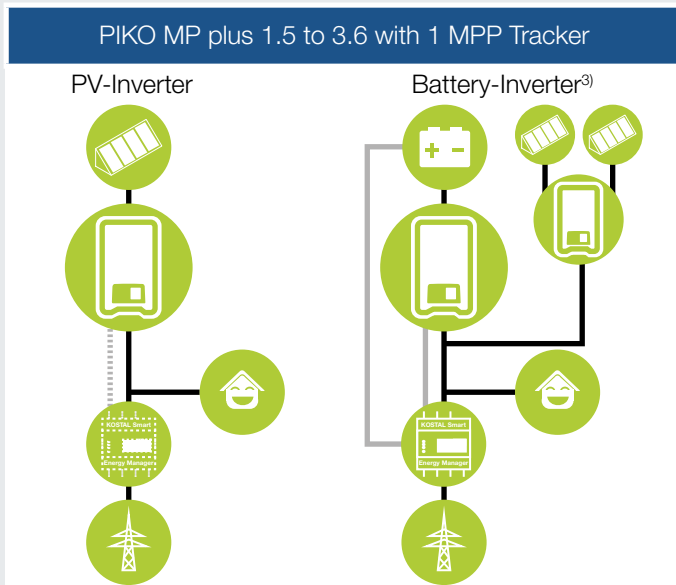
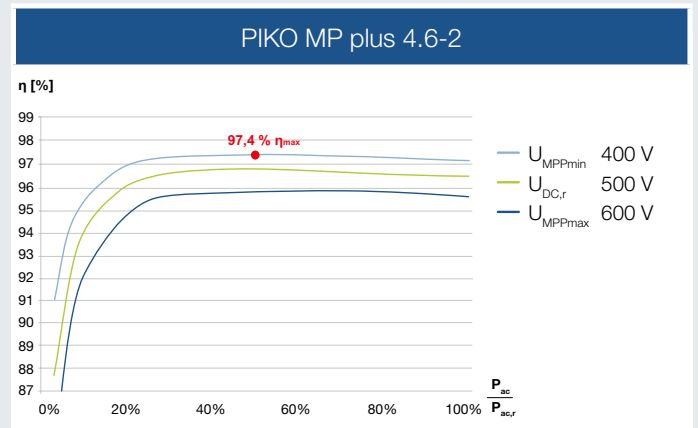
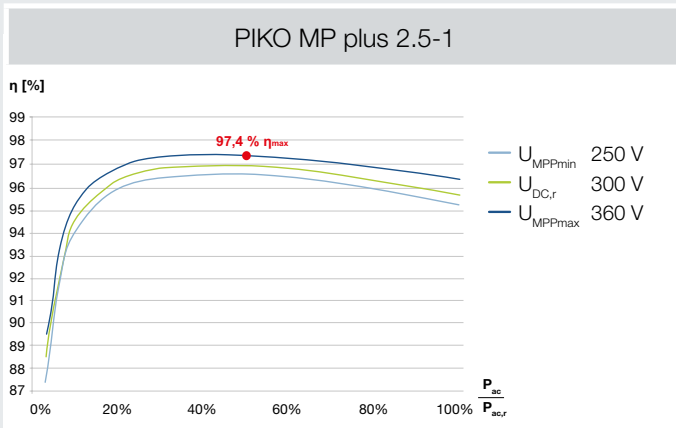
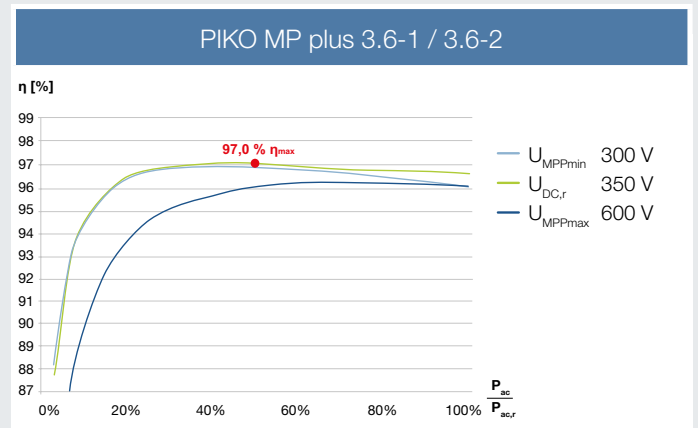
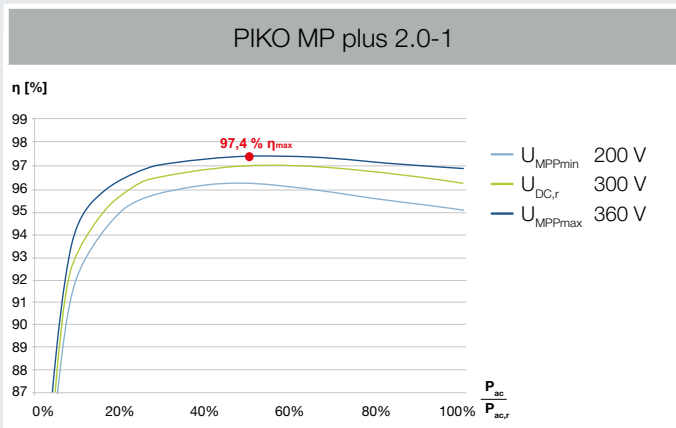
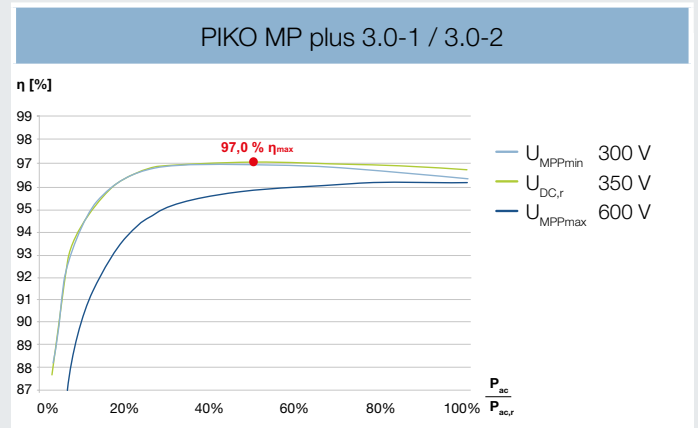
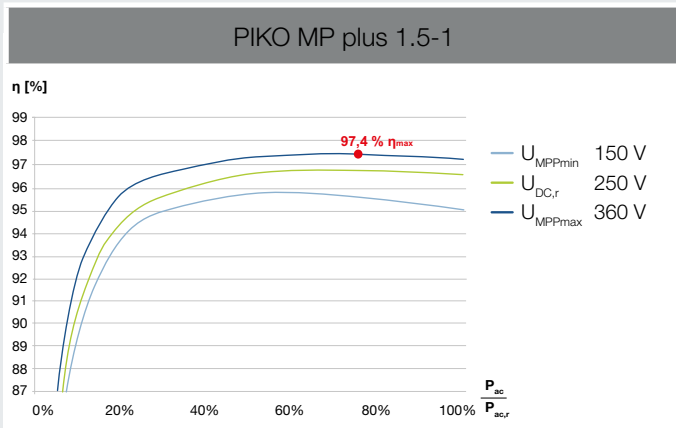
Subject to technical changes. Errors excepted. You can find current information at www.kostal-solar-electric.com. Manufacturer: KOSTAL Industrie Elektrik GmbH, Hagen, Germany

¹⁾ 5-year warranty only after registration in the KOSTAL Solar online shop

²⁾ Does not apply to all national annexes to EN 50438

³⁾ Accessories: KOSTAL Smart Energy Manger required (available from Q1/2019)

PIKO MP plus available in 6 power classes



KOSTAL

KOSTAL Solar Electric GmbH
Hanferstr. 6
79108 Freiburg i. Br.
Deutschland
Telefon: +49 761 47744 - 100
Fax: +49 761 47744 - 111

KOSTAL Solar Electric Ibérica S.L.
Edificio abm
Ronda Narciso Monturiol y Estarriol, 3 Torre
B, despachos 2 y 3
Parque Tecnológico de Valencia
46980 Valencia
España
Teléfono: +34 961 824 - 934
Fax: +34 961 824 - 931

KOSTAL Solar Electric France SARL
11, rue Jacques Cartier
78280 Guyancourt
France
Téléphone: +33 1 61 38 - 4117
Fax: +33 1 61 38 - 3940

KOSTAL Solar Electric Hellas E.Π.E.
47 Steliou Kazantzidi st., P.O. Box: 60080 1st
building – 2nd entrance
55535, Pilea, Thessaloniki
Ελλάδα
Τηλέφωνο: +30 2310 477 - 550
Φαξ: +30 2310 477 - 551

KOSTAL Solar Electric Italia Srl
Via Genova, 57
10098 Rivoli (TO)
Italia
Telefono: +39 011 97 82 - 420
Fax: +39 011 97 82 - 432

KOSTAL Solar Elektrik Turkey
Mahmutbey Mah. Taşocağı Yolu Cad.
No:3 (B Blok), Ağaoğlu My Office 212
Kat:16, Ofis No:269
Bağcılar - İstanbul / Türkiye
Telefon: +90 212 803 06 24
Faks: +90 212 803 06 25

www.kostal-solar-electric.com

ecobel

BUILDING ENERGY LIVING

Via Acqui, 25 - 10098 Rivoli (TO)
Tel. 011.959.16.50 | Fax 011.950.79.09
info@ecobelenergy.it | www.ecobel.it